


STRADIVARI

BOOK 2



CONSISTS OF:

- 35 original elementary level pieces
- Introduction to the new fingerings (0-12-3-4) and (0-1-2-3-4) as well as the combination of the two with (0-1-23-4)
- Natural harmonics and double strings
- Different styles, from jazz, country and Celtic music, classical style, world music and adventure music
- Scales, arpeggios, two études and the piece, *CONCERTINO, NO. 2 IN G MAJOR* to complete all of the techniques studied
- Illustrations in color

CD with the accompaniments of all the pieces

- A volume of the piano accompaniments is available
- Chart of the evolution of fingerings and a technical chart

PREFACE

STRADIVARI is a collection of books for string instruments. It was inspired by a personal challenge: I wanted my students to be more motivated but at the same time to give them a complete technical formation in their instruments.

The three volumes begin with the **elementary level**. They are all organized according to the fingering charts used in English and American methods: beginning with **0-1-23-4** in the first volume; continuing in the second with **0-12-3-4** and **0-1-2-34**; and in the third volume the student learns the chromatic scale in first position. In the third volume the third position is also studied. The fourth volume begins as a continuation of the first three volumes and continues a progressive transition from the Elementary Level to the Middle Level. Also the fourth volume presents new positions—2nd, 4th, 5th, 6th and 7th.

My intention was to introduce all of the difficulties in a gradual manner (rhythms, notes, dynamics, harmonics, double strings, position changes and three-note chords), while attempting to combine different tonalities, measures and alteration in such a manner that the techniques are thoroughly mastered. At the beginning of each volume there is a review of the **scales and arpeggios** most used with exercises using jumps of the bow and slurs.

In my opinion, one of the most attractive features of the books is the variety of musical styles included. This both motivates the student and familiarizes them with different types of music. The accompaniments have been recorded on a CD that accompanies each of the books and they include modern styles and classical styles with varied instrumentations. These styles include **jazz, tango, Celtic music, country**, and there are also some pieces more "serious", such as the **etudes** (two in each book) and the **Concertino** (one in each book) which serve as a review of all the techniques studied.

I recommend that the students listen to the recordings as a stimulus, but they should not begin interpretation until the notes themselves have been thoroughly mastered. This will help them avoid becoming nervous or frustrated. For those students who find the accompaniments on the CD are at a tempo that is too fast, the **book of piano** accompaniments is available which is also very useful for playing auditions or concerts.

In the recordings of the pieces in the first volume and half of the second, the sound of the clap announces the measure before the violin entrance. By the time the student reaches the third volume they should already know how to count measures of rest. The violin part is recorded at a low volume so that it does not interfere with the sound of the student playing along with the CD.

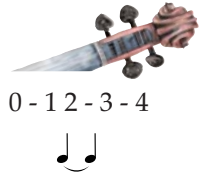
The **color drawings** in the first volumes (so well done by Ester Forné, who I am very grateful to for her assistance and professionalism) are a tremendous help, especially to the youngest students since they help stimulate their imagination. It is worthwhile for the teacher to comment about the drawings to the students, inventing a story or an anecdote about each one that goes along with the music. I also recommend the **Labyrinth game** which comes with the first volume, since it helps to define the different dynamics. In the third and fourth volumes I decided that, given the age of the students, the drawings were not necessary.

In conclusion, I hope that students and teachers find a good friend in these books, one that helps all of you whether you are learning or teaching. Certainly, there will be some things that you enjoy more than others, but my hope is that everything included gives you the opportunity to experience the pleasure of making music.

Joan Alfaras

CONTENTS

CD Tracks	Page
PREFACE	4
SCALES AND ARPEGGIOS	6
0-12-3-4:	
1. MILES BLUES	8
2. THE LAST GALAXY	8
3. CELTIC AIR	9
4. THE TANGO KING	10
5. NEOPOLITAN	10
6. THE UNICORN	11
7. WALTZ	11
8. SAFARI	12
9. STUDY III	13
0-1223-4:	
10. THE VIOLIN FROM WEXFORD	14
11. THE COWBOY	14
12. CHINESE SHADOWS	15
13. RUSSIAN MARCH	15
14. CHA-CHA-CHA	16
15. THE TRAIN TO TEXAS	16
16. TARANTELA	18
17. SCOTTISH WALTZ	19
18. FUJI-YAMA	21
19. THE SONG OF BROADWAY	22
20. ALLEGRO DI CONCERTO	23
0-1-2-3-4:	
21. THE ISLE OF MAN	24
22. CAPTAIN FOX	24
23. MAMBO	25
24. GAVOTTE	25
0-122334:	
25. KRAKATOA	26
26. GRAPELLI'S TRIO	27
27. THE CORSAIRE	28
28. VIRTUOSO SCHERZO	30
29. SCOTT'S RAG	31
30. EXCALIBUR	32
31. COUNTRY POP	34
32. BANDONEON	35
33. STUDY IV	36
34. MAGIC REEF	37
35-37. CONCERTINO NO. 2 IN G MAJOR	38
EVOLUTION OF FINGERINGS	40
TECHNICAL CHART	44
Accompaniments without the melody	
38. NAPOLETANA	
39. STUDY III	
40. TARANTELA	
41. GAVOTTA	
42. GRAPELLI'S TRIO	
43. VIRTUOSO SCHERZO	
44. SCOTT'S RAG	
45. COUNTRY POP	
46. STUDY IV	
47-49. CONCERTINO NO. 2 IN G MAJOR	
Tracks for Tuning	
50. E	
51. A	
52. D	
53. G	



4. THE TANGO KING



Con passione

mf

6

11


15

5. NEOPOLITAN



5, 38

Spiritoso



mf

6

9

12

sfz

mf




27. THE CORSAIRE



0 - 1 - 2 - 3 4

$\frac{6}{8}$

Maestoso



16

4

mf

21

mf

27

p

32

cresc.

38

43

f

49

4

54

4

59

4

v